


How to attach the straps to your Scuba face mask

Figure 1




Figure 2




There are two straps in the packet.
Take the completed strap, and loop it around
one ear strap as shown in Figure 1 and Figure 2.

Figure 3



The strap should loop as shown in
figure 3.

Figure 4



Take the second (uncompleted)
strap- pull the cone shape plastic
out and loop the strap as shown in
figure 4.

Figure 5



Thread both ends of the strap into the second hole in the toggle.

Figure 6



Pull the ends of the straps through, as shown in figure 5 and 6.

Figure 7



Slip the ends of the strap through the **NARROW BASE** of the cone shaped plastic.

Figure 8




Tie a knot at the end of the strap. Try and tie it as close to the edge as possible.

Figure 9



Cut the two ends of the strap.

Figure 10




Pull the straps into the cone, so they fit snug inside it, and the cut ends don't protrude.

Figure 11



Your straps are now secured!

Figure 12



You can always adjust the attachment of the straps to be in the position most comfortable for you.